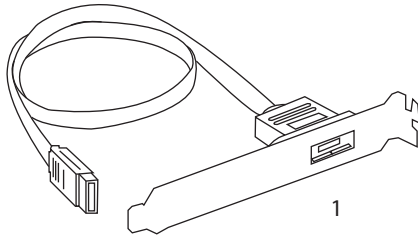


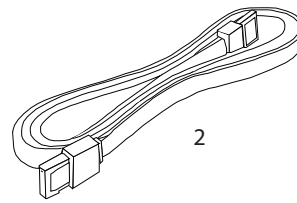
eSATA kit Installation Guide



What's Inside



1. eSATA bracket
2. eSATA cable



(Actual product may vary)



Setup

1. Turn off your computer.
2. Remove the cover from your computer and install the eSATA bracket into an empty bracket slot on the back of the computer.
3. Insert the SATA connector into the SATA port of your motherboard. (refer to your motherboard's guide to locate the SATA port)

4. Replace the cover on your computer

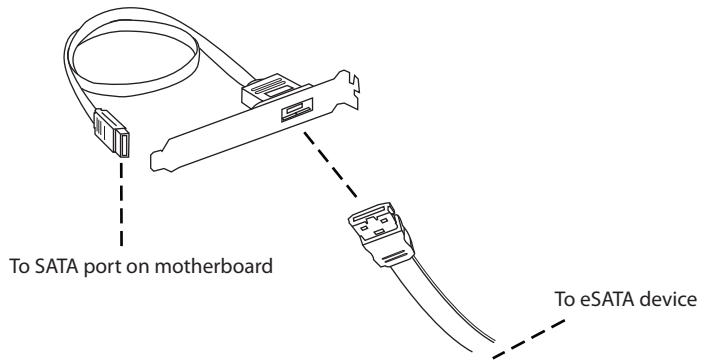
5. Connect your eSATA device to the bracket with the eSATA cable. Your computer must first be shut down before the device can be connected and detected properly.

6. First turn on the device and then the computer.

NOTE: Some computers require you to change BIOS settings for the eSATA device to be detected. Please do so before the operating system starts by referring to your motherboard's guide.

7. Your computer should be able to detect the eSATA device once your operating system is turned on. Install any necessary updates from your computer's manufacturer and your device should be ready to use.

NOTE: If your eSATA device is not being detected, you can either restart your computer and/or scan for new devices in the device manager.



To SATA port on motherboard

To eSATA device

Contact Us

We appreciate hearing from you. If you have any questions, concerns, or feedback, please don't hesitate to contact us.

Phone: 800.238.4453 (toll-free in USA only) or 805.426.1000
Email: customersupport@cavalrystorage.com
Website: www.cavalrystorage.com

Featured Product

Cavalry is proud to present the future of storage.



CASD00128MIS
Internal/External Drive

Pelican Solid State Drives (SSD)

Unlike hard drives, SSDs have no moving parts. This translates to:

- + greater durability with a mean-time before failure of over 1,300,000 hrs
- + completely silent operation
- + superior performance (access times of 0.1ms as opposed to 6ms)
- + lower operating temperatures

visit cavalrystorage.com to learn more

Warranty Information

Limited Warranty
Cavalry Storage warrants that the Product, in the course of its normal use, will be free from defects in material and workmanship for a period of one (1) year, unless otherwise required by law, and will conform to Cavalry Storage's specification therefore. This limited warranty period shall commence on the purchase date appearing on your purchase receipt from an authorized Cavalry Storage reseller. If the Product is determined to be defective by no fault of the customer, Cavalry Storage shall, at its option, repair or replace the product. The foregoing warranty of Cavalry Storage shall extend to repaired or replaced Product for the balance of the applicable period of the original warranty or ninety (90) days from the date of shipment of a repaired or replaced Product, whichever is longer.

The foregoing limited warranty is Cavalry Storage's sole warranty and is applicable only to products sold as new and from Cavalry's authorized resellers. This warranty covers only hardware. Loss of data is not covered. This warranty does not cover damage due to accident, misuse, abuse, negligence or modification to any part and/or accessory of Cavalry Storage products. Cavalry Storage is not responsible for any defects in products, loss or inaccuracy of data of any kind, or for any direct, indirect, incidental, or consequential damages resulting therefrom. In the United States, some states do not allow the exclusion or limitation of incidental or consequential damages, so the limitations above may not apply to you. This warranty gives you specific legal rights, and you may also have other rights which vary from state to state.

Service

If you have difficulty with your product, please do not hesitate to contact us at customersupport@cavalrystorage.com or see our FAQ page at cavalrystorage.com/su_faq.htm. If it is determined that the Product may be defective, you will be instructed on how to obtain a Return Merchandise Authorization (RMA) number and instructions for Product return. An unauthorized return (e.g. one in which an RMA number has not been issued) will be returned to you at your expense. Authorized returns must be shipped in an approved shipping container, prepaid and insured, to the address provided in your RMA notification. Cavalry Storage shall have no liability for lost data, regardless of the cause, recovery of lost data, or data contained in any Product placed in Cavalry's possession.

Product Registration

In order for us to better service you regarding new product releases, product updates, and more, please register your product at cavalrystorage.com/prodreg.htm

Cavalry, the Cavalry logo, and the names of series are registered trademarks of Cavalry Storage, Inc. Microsoft Windows is a trademark of Microsoft Corporation. Mac OS is a trademark of Apple Corporation. All other logos and trademarks are property of their respective owners. Image shown may vary from actual product. Cavalry reserves the right to change specifications and other details without notice.